

Removing Your Foley Catheter: Male

A **Foley catheter** is a thin rubber tube that runs from your bladder to a Foley bag that collects urine. A balloon filled with water holds the catheter in place. Removing your Foley catheter involves emptying your Foley bag, deflating the balloon, and removing your catheter.

These instructions will teach you how to remove your Foley catheter. Follow the instructions below.

Things You Will Need:

- Disposable gloves
- Syringe
- Clean cloth or paper towels

Emptying the Foley Bag



Be sure to keep the Foley bag lower than your hips. This allows the urine to drain out of your bladder and into the bag.

Step 1

Wash your hands with soap and water, and then dry them.

Step 2

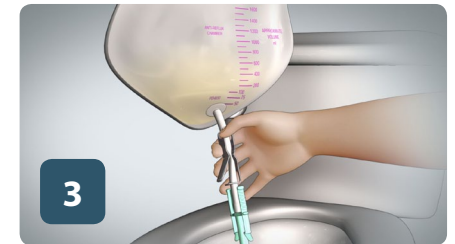
Hold the bottom of the Foley bag over a toilet.

Step 3

Open the drain valve. Urine begins draining from the bag. Empty the urine from the bag.

Step 4

Close the valve.



Removing the Catheter

Step 5

Wash your hands with soap and water again, and then dry them.

Step 6

Put on disposable gloves.

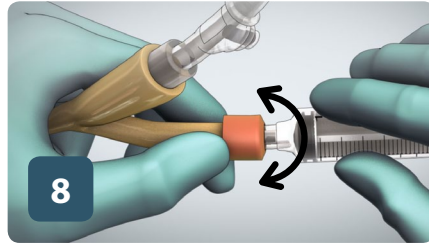
Step 7

Unclip the catheter from your leg.



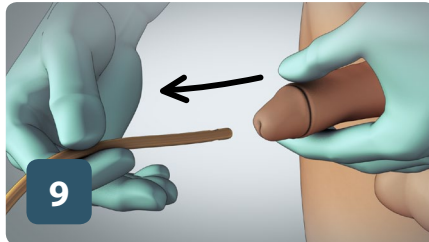
Step 8

- Hold the balloon port tubing in one hand.
- Firmly push the end of the syringe into the balloon port, and twist until you make a tight connection.
- Water from the balloon begins filling the syringe.



Step 9

When the balloon is empty, relax, take a deep breath, and gently pull on the catheter to remove it.



Do not pull hard. If gentle pulling does not remove the catheter, contact your healthcare provider.

After the Procedure

After you remove the catheter, drink plenty of water to create the urge to urinate and ease burning when passing urine.



Contact your surgeon if:

- Questions about catheter
- Temperature is 101° F or higher
- Bladder feels full, but there is no urine draining into the Foley bag
- Cannot remove the catheter with gentle pulling
- Urine is cloudy or has a foul odor
- A lot of blood in your urine (small amount is normal)
- Cannot urinate within 8 hours after removing the catheter
- Burning or painful urination for more than 24 hours
- Feel bloated or have pain in your stomach
- Need to urinate more often than normal
- Bladder does not feel empty after urinating

Watch online at: gwinnettmedicalcenter.nucleuslibrary.com

This handout is intended to supplement the information you receive from your healthcare provider. This information should never be considered personal medical advice. Always contact your healthcare provider with questions or concerns.